



Abbotsford Juniors Football Club Store - How to Order Your Playing Kit (Shorts and Socks)

Abbotsford Juniors Football Club ("AJFC") playing kit and merchandise can be ordered from the [Abbotsford Juniors Football Club Store](#) operated by Belgravia Apparel. Each registered AJFC player is eligible to receive a free playing kit (jersey, shorts and socks) and will need to order a pair of shorts and socks from the AJFC store. A Club Voucher Code will be provided to each player to cover the cost of a single pair of shorts and socks. Delivery charges will apply.

Playing jerseys are not orderable via the AJFC store. Jerseys will be distributed to team coaches and managers by the Club for the team's players prior to the season commencement. All jerseys must be returned to the Club at the end of the season via the team coach and/or manager.

ORDER PREPARATION

Before commencing a playing kit order, please ensure you have your player Voucher Code(s) ready and accessible. This will be sent by Abbotsford Juniors Football Club to the email address you nominated as the primary contact address for the player. Please allow up to one (1) week post registration acceptance to receive your player Voucher Code.

If more than 7 days have passed since you received a **registration acceptance email** from the Club (via Dribl), please contact the Club at registrar@abbotsfordjuniorsfc.com.au with the player's name and Dribl ID.

You will also need a credit card or other payment method for your order.

A Special Note for Families

You can place a single order for multiple players and nominate the corresponding Voucher Code for each player, meaning that all playing kit for your family can be ordered and delivered as part of a single delivery.

Please note that *Voucher Codes* will be generated for each player by the Club as they are assigned to a team. This means that members of your family may receive their Voucher Codes at different times, subject to team confirmation. It is the Club's strong recommendation that families wait until they have received all codes for their family members before placing a playing kit order to minimise delivery cost.

Delivery timeframes for Playing Kit

Playing kit orders may be placed as the online store opens and you have received your Voucher Code online store opening. As the production of Club's playing kit is a bulk order, all playing kit orders will be pre-ordered and held until such time as production is complete. No collection from store is available unless specifically advised by the Club to do so.

Order Deadline for Season Commencement

Players should ensure they complete registration in Dribl and place an order for playing kit no later than the last order date communicated by the Club to ensure that they receive playing kit for the start of the Winter Football season.

While the Club will do its best to facilitate registration and the provision of Voucher Codes for ordering, players who register after this time are **not guaranteed** to receive their playing kit by the first weekend of the season.

To place your order for playing kit for a registered AJFC player this year, please follow the steps in this guide.

ORDER PROCESS

Step 1. Visit the Abbotsford Juniors Football Club Store

Navigate to the [Abbotsford Juniors Football Club Store](#) via the [AJFC website](#).

Step 2. Select desired Playing Kit Items

Select the desired playing kit item (shorts or socks) by clicking the required item.

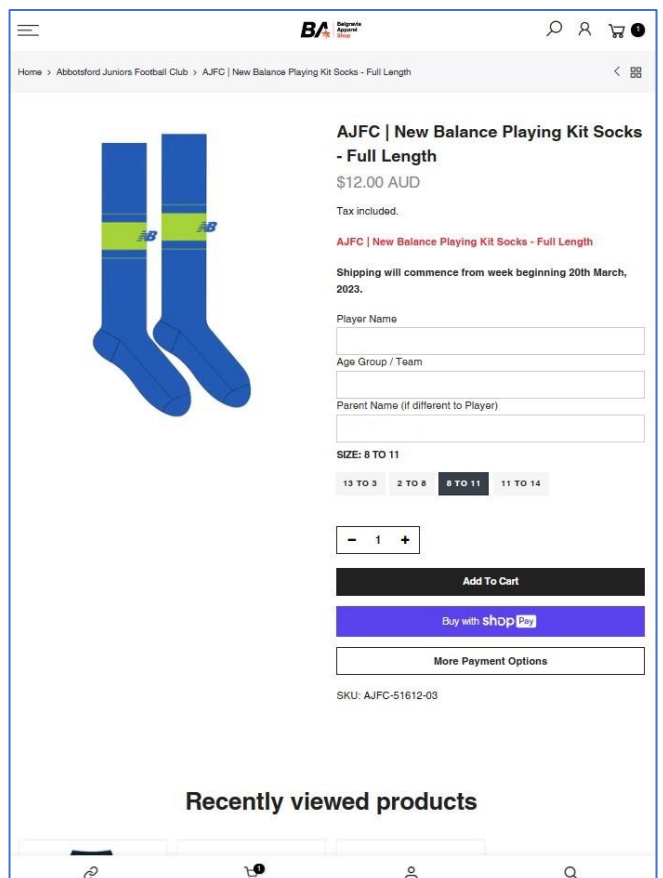
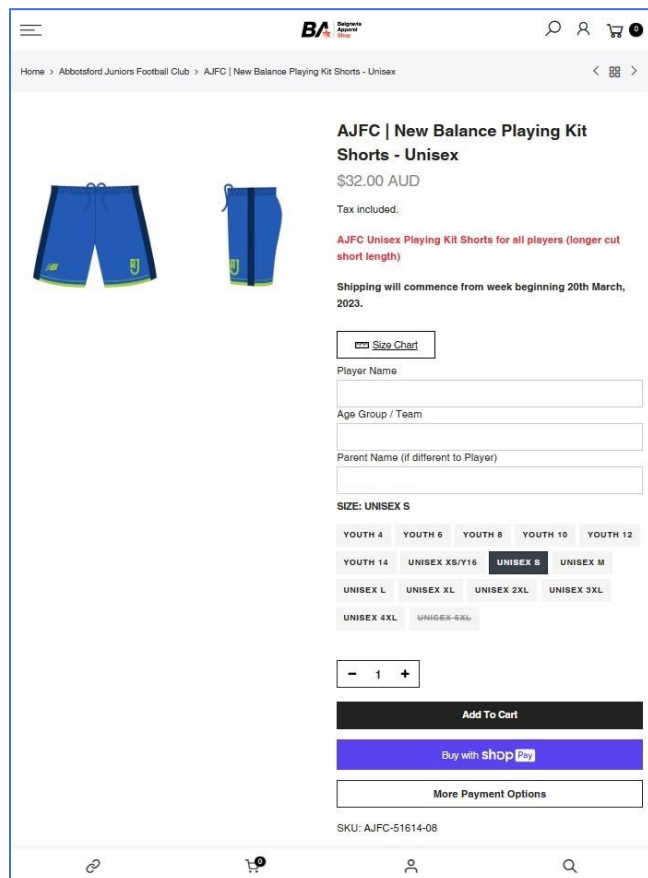
Enter the *Player Name* (player name for this item) and *Age Group/Teams* (age group only) fields. These are used for reference purposes.

Important Notes:

- There are two styles of AJFC playing shorts on offer - Female and Unisex Male. While the images are the identical, Female playing shorts are a shorter length and are only available in larger sizes. Junior female players should order from the Unisex range of shorts
- Sizing charts are available for all items
- Player Name and Age Group / Team fields are mandatory and must be entered for each item ordered

Select the required size and quantity and select **Add To Cart**. Repeat the process for all items required as part of your order.

Please make sure you order at least one pair of shorts and one pair of socks per player.



Note: You can now place a single order for all players in your family or group and add multiple *Voucher Codes* to your order, meaning one delivery per family.

Once you have added all the items you wish to order, you can review your selection by clicking the *Shopping Cart Icon* at the top right-hand side of the page.

Step 3. Order Summary and Check-out

You can review the Order Summary by selecting View Cart. This will display a summary of all items ordered with a Total Cost prior to the application of any Vouchers.

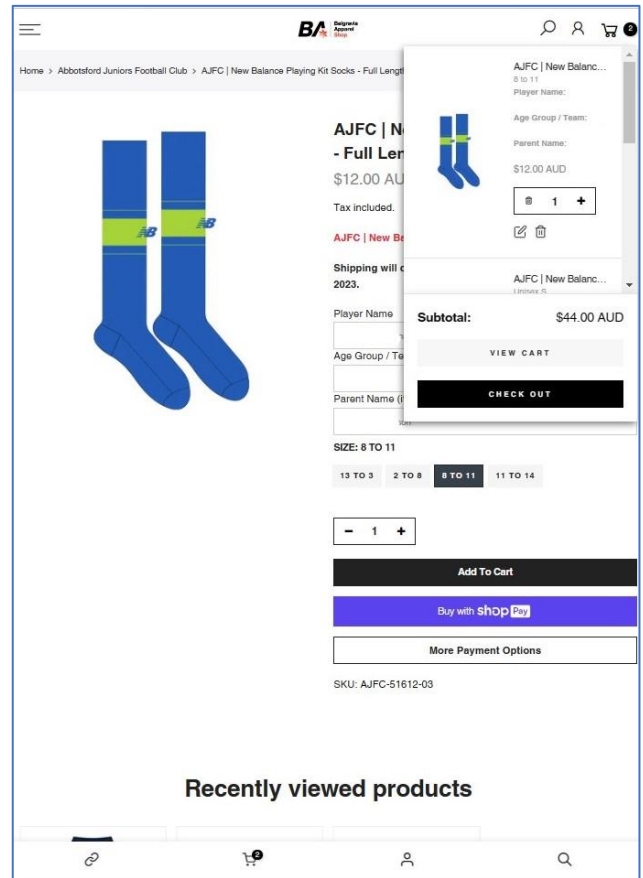
To obtain an estimate of delivery cost, navigate to the bottom of the page and select the *State "New South Wales"* and enter your *Postcode*. A delivery cost estimate will be provided for your order.

Once you have completed your Order, select the **CHECK OUT** option. This will display an Order Information page.

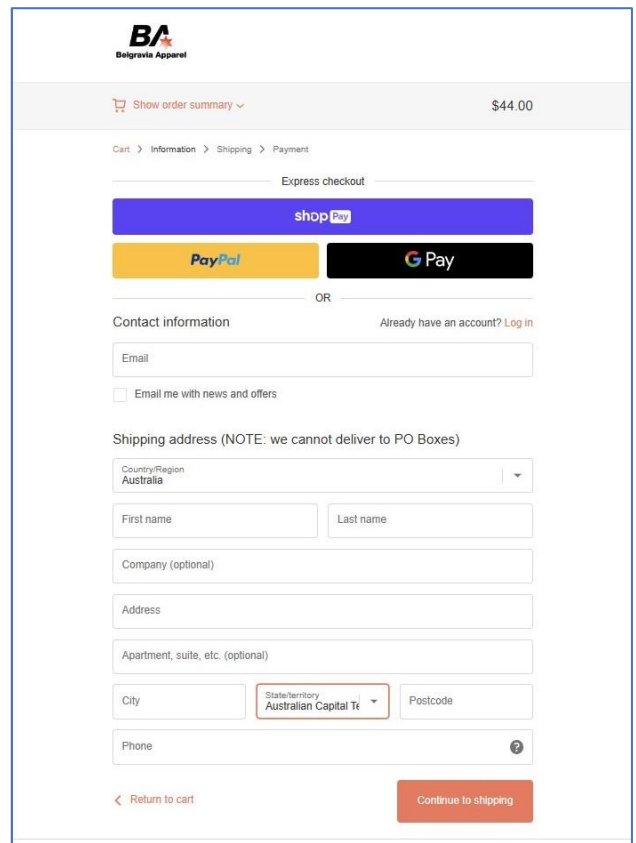
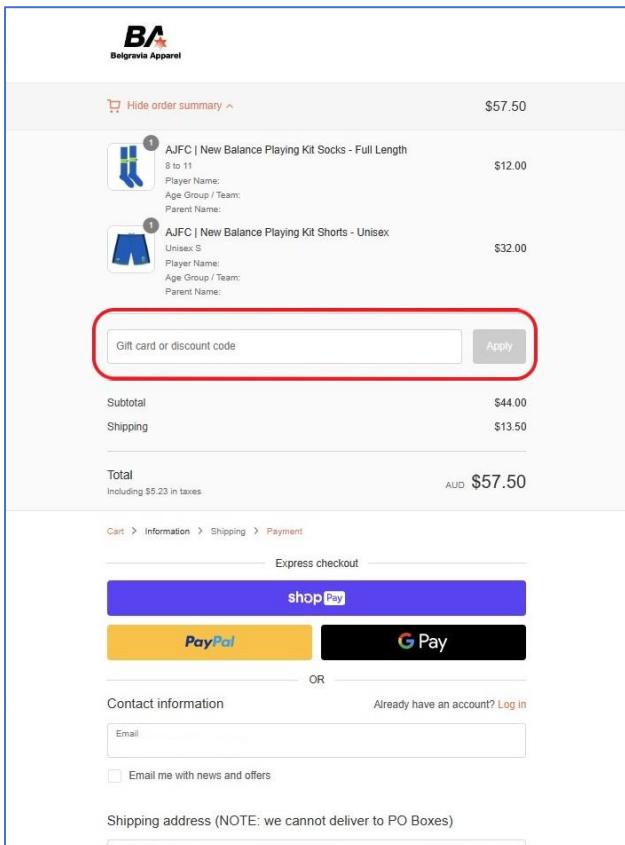
Step 4. Voucher Code Entry

The Order Information screen is where you can enter your AJFC provided *Voucher Code* to access your free set of playing shorts and socks per player. Voucher codes are individually assigned to each player and covers the cost of one pair of shorts plus one pair of socks. Once entered and validated against a completed order, cannot be used again.

Enter your *Voucher Code(s)* in the "*Gift card or discount code*" field provided and Apply to validate each code. Check to ensure all your vouchers have been accepted. If you are only ordering one set of playing kit per player, the Total cost for your order should equal the delivery cost.



Enter your Contact and Shipping Information in the fields provided making sure to supply a valid contact email address.



Note: If you do not see the Order Information when navigating to this page, please check at the top of the page to ensure that Order Summary information is being displayed. Select *Show order summary* to expand and display this information as well as the "Gift card or discount code" field. When all information is complete select *Continue to shipping*.

Step 5. Shipping Confirmation and Order Payment

This step will display an *Order Summary* with total cost, contact email address and delivery address with the Shipping method and cost. Select *Continue to payment* if this is correct, otherwise select *Return to information* to review and update your Order details. The Order Payment screen will be presented. Choose your payment option and complete the relevant details to Validate and Confirm your selected payment option.

Up to this point you can suspend processing your order and save your cart at any time. The next step will process your order and process a payment resulting in a confirmed order. Do not proceed if your order is incomplete.

Select "Confirm payment" and leave your browser open while your order and associated payment are processed. Upon successful processing you will be presented with an Order Confirmation page with an Order Confirmation #. An Order Confirmation email will also be sent to your nominated contact email address.

Optional Step 6. Account Creation

If you wish, you can elect to setup an account using your contact information entered with your order. This may assist with future orders for Club merchandise or playing kit. This is however optional and not required to place an order for AJFC playing kit.

Frequently Asked Questions

For more information about Abbotsford Juniors Football Club playing kit, ordering and delivery process, please visit our [AJFC Playing Kit](#) page. If you cannot locate an answer to your question or particularly issue, please contact info@abbotsfordjuniorsfc.com.au.